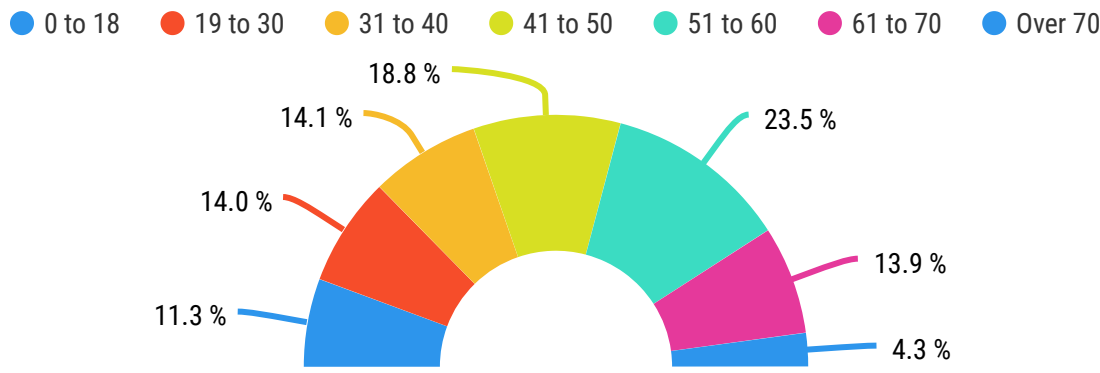


LYME DISEASE

An Ongoing Concern

Age and Lyme Disease

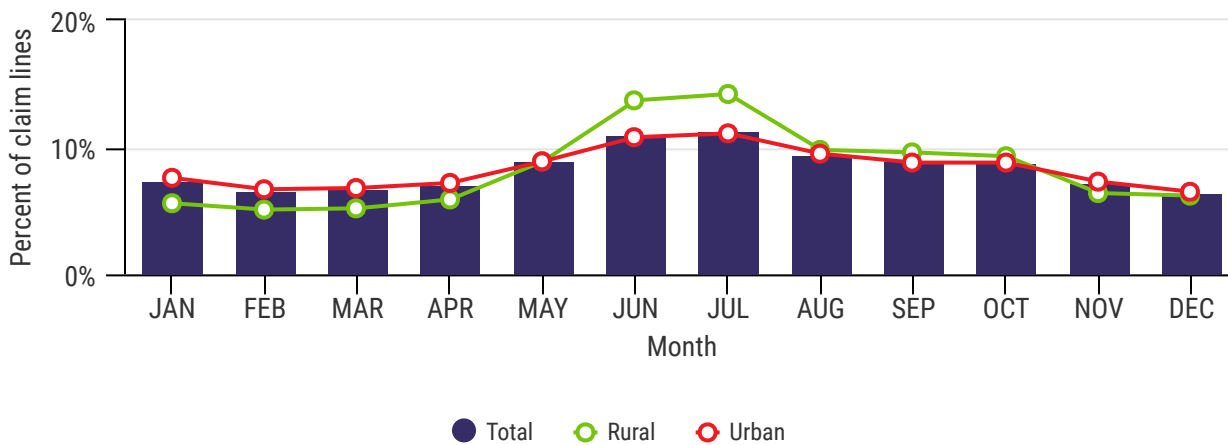
The **age group 51-60** had the largest percentage of Lyme disease claim lines in the period 2018-2022: **24 percent**.



A claim line is an individual service or procedure listed on an insurance claim.

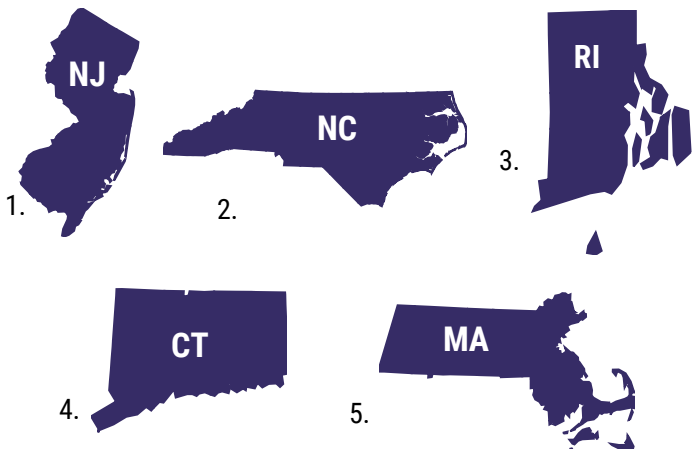
In **June and July**, claim lines with Lyme disease diagnoses were more common in **rural** than **urban** areas. But from **November to April**, claim lines with Lyme disease diagnoses occurred more often in **urban** than **rural** areas.

Claim Lines with Lyme Disease Diagnoses: Rural/Urban Percentage by Month, 2018-2022

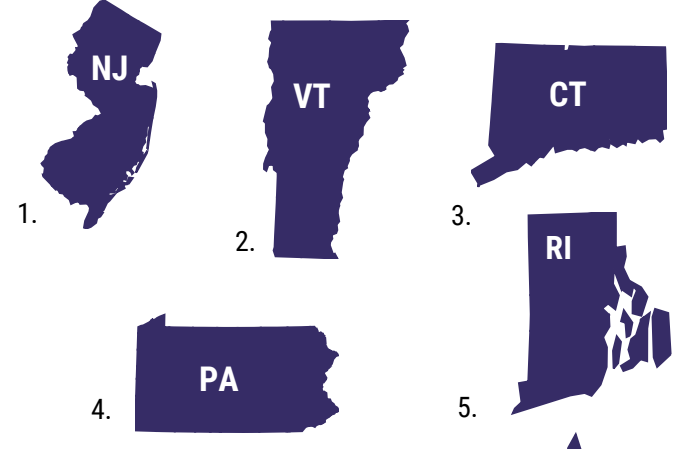


"Percent of claim lines" is the percent of all claim lines associated with a given diagnosis (e.g., Lyme disease) in a given time period (e.g., 2018-2022).

Top Lyme Disease States* in 2018



Top Lyme Disease States* in 2022



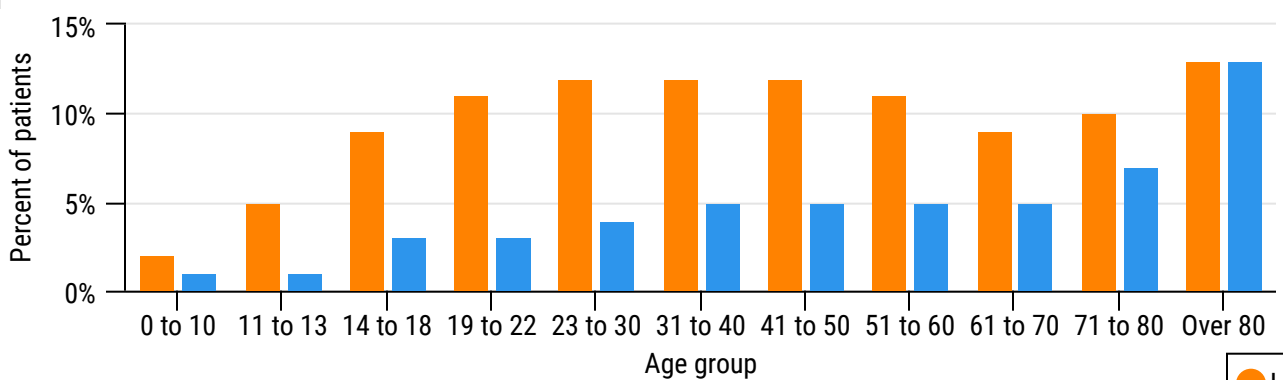
* States in which diagnoses of Lyme disease as a percentage of all diagnoses in the state were higher than in all other states. As numbered, states are in order from highest to lowest.

Lyme Disease and Later Diagnoses

In a longitudinal study of private insurance claims from a statistically significant cohort of individuals from 2018 to 2022, patients with Lyme disease ("Lyme patients") were compared to the overall cohort ("All patients").



Percent of Patients by Age Group with Malaise and Fatigue in Lyme Disease Population Compared to Total Population, 2018-2022



Percent of Patients by Age Group with Soft-Tissue-Related Diagnoses in Lyme Disease Population Compared to Total Population, 2018-2022

